



UNIVERSITÀ DEGLI STUDI DI MILANO

FIRST-YEAR AND SECOND-YEAR PHD STUDENTS SATISFACTION SURVEY (38th and 39th Cycle)

Satisfaction survey results – PhD programme in VETERINARY AND ANIMAL SCIENCE

Number of questionnaires collected:

1st year: 14

2nd year: 16

overall 1st & 2nd year: 30

With a view to helping universities develop a system for monitoring processes and results of their teaching, research and third-mission/social impact activities, as well as of their actions aimed at taking into account the voices of PhD candidates, the Italian National Agency for the Evaluation of Universities and Research Institutes (ANVUR) has created a questionnaire template to collect the opinions of PhD students and graduates.

The questionnaire has two sections, A and B.

Section A consists of a set of close-ended questions, for which respondents choose one or more answers from the ones provided.

Section B consists of a list of statements; respondents rate their level of agreement with each statement on a scale from 1 to 10, where 1 equals “completely disagree” and 10 equals “completely agree”.

This report shows the results filtered by year of enrolment, as well as considered together. Each question of section A shows the number and percentage of answers given for each option. For each statement of section B, the report displays the average level of agreement.

In section B, the average level of agreement is represented by different colours:

- average level of agreement < 6 red ●
- average level of agreement $6 \leq X < 7$ yellow ●
- average level of agreement ≥ 7 green ●

These colours do not imply any judgement, but are included with the sole aim of highlighting critical and/or more than positive

This document has been prepared and produced by the Performance, Quality Assurance, Assessment, and Open Science Policy Division of the University of Milan

For information on the student survey and reporting, e-mail:
valutazione.didattica@unimi.it

SECTION A

1) Does the PhD programme include structured training activities (courses, seminars, workshops)?

| Answers | 1st YEAR | | 2nd YEAR | | OVERALL 1st & 2nd YEAR | |
|---------|----------|------|----------|------|---------------------------|------|
| | No | % | No | % | No | % |
| Yes | 14 | 100% | 16 | 100% | 30 | 100% |
| No | 0 | 0% | 0 | 0% | 0 | 0% |
| Total | 14 | 100% | 16 | 100% | 30 | 100% |

2) Are teaching contents different from those taught in the courses included in master's degree programmes?

N.B. Only those who answered "Yes" to question 1 replied to this question.

| Answers | 1st YEAR | | 2nd YEAR | | OVERALL 1st & 2nd YEAR | |
|---------|----------|------|----------|------|---------------------------|------|
| | No | % | No | % | No | % |
| Yes | 14 | 100% | 15 | 94% | 29 | 97% |
| No | 0 | 0% | 1 | 6% | 1 | 3% |
| Total | 14 | 100% | 16 | 100% | 30 | 100% |

3) Did the academic plan include additional modules? (More than one option is possible)

N.B. Only those who answered "Yes" to question 1 replied to this question.

| Answers | 1st YEAR | | 2nd YEAR | | OVERALL 1st & 2nd YEAR | |
|---|----------|------|----------|------|---------------------------|------|
| | No | % | No | % | No | % |
| Yes, interdisciplinary, multidisciplinary and transdisciplinary modules. | 14 | 70% | 14 | 67% | 28 | 68% |
| Yes, modules on entrepreneurship, access to competitive funding, publication and valorisation/dissemination of research results | 6 | 30% | 7 | 33% | 13 | 32% |
| No | 0 | 0% | 0 | 0% | 0 | 0% |
| Total | 20 | 100% | 21 | 100% | 41 | 100% |

4) How is learning assessed during the PhD programme? (More than one option is possible)

N.B. Only those who answered "Yes" to question 1 replied to this question.

| Answers | 1st YEAR | | 2nd YEAR | | OVERALL 1st & 2nd YEAR | |
|-----------------|----------|------|----------|------|---------------------------|------|
| | No | % | No | % | No | % |
| Written exams | 5 | 23% | 8 | 30% | 13 | 27% |
| Oral exams | 7 | 32% | 10 | 37% | 17 | 35% |
| Practical tests | 8 | 36% | 7 | 26% | 15 | 31% |
| None | 2 | 9% | 2 | 7% | 4 | 8% |
| Total | 22 | 100% | 27 | 100% | 49 | 100% |

5) How is the research activity monitored during the PhD programme? (More than one option is possible)

| Answers | 1st YEAR | | 2nd YEAR | | OVERALL 1st & 2nd YEAR | |
|--|----------|------|----------|------|---------------------------|------|
| | No | % | No | % | No | % |
| Presentation of individual results of the research activity | 11 | 48% | 15 | 50% | 26 | 49% |
| Presentation of group results of the research activity | 2 | 9% | 1 | 3% | 3 | 6% |
| Assessment of the progression of the thesis work at the end of each year | 10 | 43% | 14 | 47% | 24 | 45% |
| Total | 23 | 100% | 30 | 100% | 53 | 100% |

6) Have you received or are you receiving the 10% additional budget for research activities under Ministerial Decree 226/2021?

| Answers | 1st YEAR | | 2nd YEAR | | OVERALL 1st & 2nd YEAR | |
|---------|----------|------|----------|------|---------------------------|------|
| | No | % | No | % | No | % |
| Yes | 9 | 64% | 12 | 75% | 21 | 70% |
| No | 5 | 36% | 4 | 25% | 9 | 30% |
| Total | 14 | 100% | 16 | 100% | 30 | 100% |

7) Have you spent, are you spending or are you planning to spend a study or research period, congruent with your PhD programme, in another country?

| Modalità di risposta | 1st YEAR | | 2nd YEAR | | OVERALL 1st & 2nd YEAR | |
|--|----------|------|----------|------|---------------------------|------|
| | Nr | % | Nr | % | Nr | % |
| Yes, I am planning a period of study or research abroad | 12 | 86% | 6 | 38% | 18 | 60% |
| Yes, I have spent or am spending a period of study or research abroad | 0 | 0% | 9 | 56% | 9 | 30% |
| No, I have not spent or plan to spend a period of study or research abroad | 2 | 14% | 1 | 6% | 3 | 10% |
| Totale | 14 | 100% | 16 | 100% | 30 | 100% |

8) Have you received, are you receiving or are you planning to request the scholarship increase of up to 50% for international mobility?

N.B. Only those who answered "Yes" to question 7 replied to this question.

| Answers | 1st YEAR | | 2nd YEAR | | OVERALL 1st & 2nd YEAR | |
|--|----------|------|----------|------|---------------------------|------|
| | No | % | No | % | No | % |
| Yes (I am a scholarship recipient) | 9 | 75% | 14 | 93% | 23 | 85% |
| Yes (I am not a scholarship recipient) | 0 | 0% | 0 | 0% | 0 | 0% |
| No (I am a scholarship recipient) | 3 | 25% | 1 | 7% | 4 | 15% |
| No (I am not a scholarship recipient) | 0 | 0% | 0 | 0% | 0 | 0% |
| Total | 12 | 100% | 15 | 100% | 27 | 100% |

9) Why did you choose not to spend any study or research period abroad during your PhD? (More than one option is possible)

N.B. Only those who answered "No" to question 7 replied to this question.

| Answers | 1st YEAR | | 2nd YEAR | | OVERALL 1st & 2nd YEAR | |
|--|----------|-------------|----------|-------------|---------------------------|-------------|
| | No | % | No | % | No | % |
| Training opportunities offered by this programme are satisfactory and no further training at foreign institutions is necessary. | 0 | 0% | 0 | 0% | 0 | 0% |
| I was not authorised by the Faculty of Instructors. | 0 | 0% | 0 | 0% | 0 | 0% |
| No institution matched my interests or was willing to host me. | 0 | 0% | 0 | 0% | 0 | 0% |
| I was not aware of this opportunity. | 0 | 0% | 0 | 0% | 0 | 0% |
| I am not a scholarship recipient and there were no specific funding opportunities for activities abroad, or those available were not enough. | 0 | 0% | 0 | 0% | 0 | 0% |
| I could not leave because of how financial support is awarded/paid. | 0 | 0% | 0 | 0% | 0 | 0% |
| Other* | 2 | 100% | 1 | 100% | 3 | 100% |
| Total | 2 | 100% | 1 | 100% | 3 | 100% |

***Answers given for the option "Other":**

1st YEAR

- non sono stato incoraggiato a farlo
- planning to go next year

2nd YEAR

- I am planning a period of study or research abroad

10) Have you spent, are you spending or are you planning to spend a study or research period congruent with your PhD programme at national research institutions, companies or public administrations?

| Modalità di risposta | 1st YEAR | | 2nd YEAR | | OVERALL 1st & 2nd YEAR | |
|---|-----------|-------------|-----------|-------------|---------------------------|-------------|
| | Nr | % | Nr | % | Nr | % |
| Yes, I plan to spend a period of study or research in other institutions | 8 | 57% | 5 | 31% | 13 | 43% |
| Yes, I have spent or am spending a period of study or research in research institutions | 0 | 0% | 3 | 19% | 3 | 10% |
| Yes, I have spent or am spending a period of study or research in public administration | 0 | 0% | 0 | 0% | 0 | 0% |
| Yes, I have spent or am spending a period of study or research in a company | 1 | 7% | 2 | 13% | 3 | 10% |
| No, I have not spent or plan to spend a period of study or research in other institutions | 5 | 36% | 6 | 38% | 11 | 37% |
| Totale | 14 | 100% | 16 | 100% | 30 | 100% |

11) Have you received or are you receiving financial support for the time spent at research institutions, companies or public administrations?

N.B. Only those who answered "Yes, I have spent or am spending....." to question 10 replied to this question.

| Answers | 1st YEAR | | 2nd YEAR | | OVERALL 1st & 2nd YEAR | |
|--|----------|-------------|----------|-------------|---------------------------|-------------|
| | No | % | No | % | No | % |
| Yes (I am a scholarship recipient) | 0 | 0% | 1 | 20% | 1 | 17% |
| Yes (I am not a scholarship recipient) | 0 | 0% | 0 | 0% | 0 | 0% |
| No (I am a scholarship recipient) | 1 | 100% | 3 | 60% | 4 | 67% |
| No (I am not a scholarship recipient) | 0 | 0% | 1 | 20% | 1 | 17% |
| Total | 1 | 100% | 5 | 100% | 6 | 100% |

12) Why did you choose not to spend any study or research period at research institutions, companies or public administrations during your PhD? (More than one option is possible)

N.B. Only those who answered "No" to question 10 replied to this question.

| Answers | 1st YEAR | | 2nd YEAR | | OVERALL 1st & 2nd YEAR | |
|---|----------|-------------|----------|-------------|---------------------------|-------------|
| | No | % | No | % | No | % |
| Training opportunities offered by this programme are satisfactory and no further training at other institutions is necessary. | 0 | 0% | 1 | 13% | 1 | 8% |
| I was not authorised by the Faculty of Instructors. | 0 | 0% | 0 | 0% | 0 | 0% |
| No institution matched my interests or was willing to host me. | 1 | 20% | 4 | 50% | 5 | 38% |
| I was not aware of this opportunity. | 3 | 60% | 3 | 38% | 6 | 46% |
| There were no additional funding opportunities, or those available were not enough. | 0 | 0% | 0 | 0% | 0 | 0% |
| I could not leave because of how financial support is awarded/paid. | 0 | 0% | 0 | 0% | 0 | 0% |
| Other* | 1 | 20% | 0 | 0% | 1 | 8% |
| Total | 5 | 100% | 8 | 100% | 13 | 100% |

***Answers given for the option "Other":**

1st YEAR

- planning to go next year

2nd YEAR

13) Is there a dedicated workspace for PhD students on your campus?

| Answers | 1st YEAR | | 2nd YEAR | | OVERALL 1st & 2nd YEAR | |
|--|----------|------|----------|------|---------------------------|------|
| | No | % | No | % | No | % |
| Yes, with a workstation for each PhD student | 6 | 43% | 9 | 56% | 15 | 50% |
| Yes, with shared workstations | 5 | 36% | 5 | 31% | 10 | 33% |
| Yes, a shared area with no workstations | 1 | 7% | 0 | 0% | 1 | 3% |
| No | 2 | 14% | 2 | 13% | 4 | 13% |
| Total | 14 | 100% | 16 | 100% | 30 | 100% |

14) Have you undertaken or are you undertaking any teaching or teaching-supporting activities during your PhD?

| Answers | 1st YEAR | | 2nd YEAR | | OVERALL 1st & 2nd YEAR | |
|--|----------|------|----------|------|---------------------------|------|
| | No | % | No | % | No | % |
| Yes, ordinary lectures | 1 | 7% | 0 | 0% | 1 | 3% |
| Yes, supplementary activities (exercises, seminars or tutoring activities) | 10 | 71% | 14 | 88% | 24 | 80% |
| Yes, both ordinary lectures and supplementary activities | 2 | 14% | 2 | 13% | 4 | 13% |
| No | 1 | 7% | 0 | 0% | 1 | 3% |
| Total | 14 | 100% | 16 | 100% | 30 | 100% |

15) Did the programme include any joint research activities with other Universities?

| Answers | 1st YEAR | | 2nd YEAR | | OVERALL 1st & 2nd YEAR | |
|---------|----------|------|----------|------|---------------------------|------|
| | No | % | No | % | No | % |
| Yes | 5 | 36% | 11 | 69% | 16 | 53% |
| No | 9 | 64% | 5 | 31% | 14 | 47% |
| Total | 14 | 100% | 16 | 100% | 30 | 100% |

16) Did the programme include research activities that led to technology transfer in cooperation with companies?



















| Answers | 1st YEAR | | 2nd YEAR | | OVERALL 1st & 2nd YEAR | |
|---------|----------|------|----------|------|---------------------------|------|
| | No | % | No | % | No | % |
| Yes | 4 | 29% | 4 | 25% | 8 | 27% |
| No | 10 | 71% | 12 | 75% | 22 | 73% |
| Total | 14 | 100% | 16 | 100% | 30 | 100% |

SECTION B

N.B. the statements marked with a double asterisk ** can be considered "better" the lower the level of agreement, for this reason the colors are also inverted













Training

N.B. Only those who answered "Yes" to question 1 in Section A indicated their level of agreement with the statements of the sub-section "Training".

| Statements | 1st YEAR | 2nd YEAR | OVERALL 1st & 2nd YEAR |
|---|--|--|--|
| | Average level of agreement | Average level of agreement | Average level of agreement |
| 1) Training activities are exhaustive and in line with the main topics of the PhD programme. |  6,79 |  6,13 |  6,43 |
| 2) Topics covered by training activities are up to date and explored in depth. |  8,00 |  7,13 |  7,53 |
| 3) Training activities are useful for drafting the PhD thesis. |  7,21 |  5,00 |  6,03 |
| 4) The workload required by structured training activities (courses, seminars, workshops) allows me to dedicate enough time to my research activity and thesis. |  7,21 |  6,25 |  6,70 |
| 5)** Assessments during the programme (exams, presentations, papers) are just a formality, or non-existent at all. |  4,00 |  6,31 |  5,23 |
| 6) I am overall satisfied with the training activities offered. |  6,93 |  6,19 |  6,53 |

Experiences abroad

N.B. Only those who answered "Yes" to question 7 in Section A indicated their level of agreement with the statements of the sub-section "Experiences abroad".

| Statements | 1st YEAR | 2nd YEAR | OVERALL 1st & 2nd YEAR |
|---|--|--|--|
| | Average level of agreement | Average level of agreement | Average level of agreement |
| 7) During the PhD, I received adequate information and support from my instructors concerning experiences abroad. |  7,25 |  6,67 |  6,93 |
| 8) I am satisfied with the support I received from my home university for my study or research period abroad. |  7,25 |  7,20 |  7,21 |
| 9) I am satisfied with the support I received from my host university/institution for my study or research period abroad. |  6,75 |  8,20 |  7,79 |
| 10) I am overall satisfied with my study or research period abroad. |  7,50 |  8,40 |  8,14 |

Experiences at other national research institutions/companies/public administrations

N.B. Only those who answered "Yes, I have spent or am spending..." to question 10 in Section A indicated their level of agreement with the statements 12, 13 and 14 of the sub-section "Experiences at other national research institutions/companies/public administrations".

| Statements | 1st YEAR | 2nd YEAR | OVERALL 1st & 2nd YEAR |
|---|----------------------------|----------------------------|----------------------------|
| | Average level of agreement | Average level of agreement | Average level of agreement |
| 11) During the PhD, I received adequate information and support from my instructors concerning experiences at other institutions. | ● 6,56 | ● 6,50 | ● 6,53 |
| 12) I am satisfied with the support I received from my home university for my study or research period at other institutions. | ● 10,00 | ● 7,40 | ● 7,83 |
| 13) I am satisfied with the support I received from my host institution for my study or research period at other institutions. | ● 10,00 | ● 8,20 | ● 8,50 |
| 14) I am overall satisfied with my study or research period at other national research institutions/companies/public administrations. | ● 10,00 | ● 8,40 | ● 8,67 |

Teaching activities

N.B. Only those who answered "Yes, ..." to question 14 in Section A indicated their level of agreement with statements 15 and 16

| Statements | 1st YEAR | 2nd YEAR | OVERALL 1st & 2nd YEAR |
|--|----------------------------|----------------------------|----------------------------|
| | Average level of agreement | Average level of agreement | Average level of agreement |
| 15) The teaching activities I undertake are useful for my training. | ● 7,92 | ● 7,75 | ● 7,83 |
| 16) The workload required by my teaching hours allows me to dedicate enough time to my training, research activities and thesis. | ● 7,23 | ● 7,44 | ● 7,34 |

Facilities and equipment

N.B. Only those who answered "Yes," to question 13 in Section A indicated their level of agreement with statements 21 and 22.

| Statements | 1st YEAR | 2nd YEAR | OVERALL 1st & 2nd YEAR |
|---|----------------------------|----------------------------|----------------------------|
| | Average level of agreement | Average level of agreement | Average level of agreement |
| 17) Classrooms and spaces used for training activities are fit for purpose (enough seats, you can hear and see the instructor). | ● 8,64 | ● 8,69 | ● 8,67 |
| 18) The space allocated to each PhD student is fit for purpose (in terms of size, equipment etc.). | ● 6,71 | ● 7,25 | ● 7,00 |
| 19) Library services are suitable to my needs. | ● 8,08 | ● 8,44 | ● 8,28 |
| 20) IT equipment and Internet connection are suitable for all activities. | ● 7,71 | ● 8,38 | ● 8,07 |
| 21) Research equipment is fit for purpose and accessible. | ● 7,67 | ● 7,79 | ● 7,73 |
| 22) I am satisfied with the support I received from the administrative offices. | ● 8,33 | ● 7,79 | ● 8,04 |

Transparency and engagement

| Statements | 1st YEAR | 2nd YEAR | OVERALL 1st & 2nd YEAR |
|--|----------------------------|----------------------------|----------------------------|
| | Average level of agreement | Average level of agreement | Average level of agreement |
| 23) Information on research and training activities is always up to date. | ● 7,57 | ● 6,88 | ● 7,20 |
| 24) PhD students take part in the planning of such activities. | ● 7,43 | ● 6,50 | ● 6,93 |
| 25) Information on deadlines and administrative procedures is always up to date. | ● 6,29 | ● 6,50 | ● 6,40 |

Overall satisfaction

| Statements | 1st YEAR | 2nd YEAR | OVERALL 1st & 2nd YEAR |
|--|----------------------------|----------------------------|----------------------------|
| | Average level of agreement | Average level of agreement | Average level of agreement |
| 26) So far, I am overall satisfied with the PhD programme. | ● 6,86 | ● 7,31 | ● 7,10 |

This report has been prepared and produced by the Performance, Quality Assurance, Assessment, and Open Science Policy Division of the University of Milan.